

# Section 1 - Friction Belts - Rubber Belts

DIN 7719 - ISO R 1604 / IP 25 RMA-MPTA

## Industrial Variable Speed Molded Cogged Raw Belts

### Structure details:

#### Cover Fabric

Our top belt cover industrial fabric provides needed adhesion and also reinforces constant speed variation ratio.

#### Insulation Filler

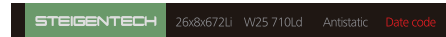
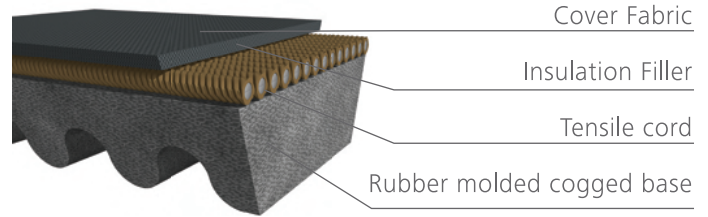
Ensures perfect adhesion, improves flexibility to reach best dynamic conditions.

#### Tensile cord

This tensile has received special treatment to offer very low elongation.

#### Rubber molded cogged base

Designed for specific requirements of variable speed drive with oriented fiber chloroprene structure to support transversal compression.



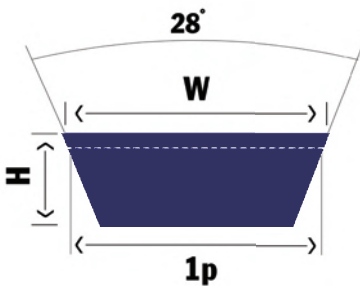
### Application:

Our Industrial Variable Speed belts feature simple and robust structure, smooth transmission, small mechanical vibration. They are capable of continuous variable transmission in applications such as machinery gearbox, agriculture or even wind-ing equipment.

### Properties:

- Angle at 28° for all standard sections
- High power transmission drive, flexible longitudinally and rigid transversaly
- Long life with great slip and abrasion resistance
- Aramyd cord on request, please contact us
- Heat resistant
- Meets RoHS and REACH requirements

### Section Dimensions:



ISO 1604	W16	W20	W25	W31.5	W40	W50	W63	W80	W100
Section W x H (mm)	17 x 6	21 x 7	26 x 8	33 x 10	42 x 13	52 x 16	65 x 20	83 x 26	104 x 32
Datum Width (mm)	16	20	25	31.5	40	50	63	80	100
Max belt speed (m/s)	30	30	30	30	30	30	30	30	30
Min. length (mm)	500	560	710	900	1120	1400	1800	2240	2800
Max. length (mm)	1000	1250	1600	2000	2500	3150	4000	5000	6300
Angle β°	28	28	28	28	28	28	28	28	28

Ld: datum length Li: inside length

### Product Codification:

ISO designation:	W25	710 Ld
Possible sections :	Belt section ( 26 x 8mm)	Datum Length (mm)
-		
Other designation:	17x6x535Li	535Li
Possible sections :	Belt section (mm)	Inside Length (mm)